



Croxley Camera Club

The Photographic Society for Three Rivers district

Members Handbook

Version 3: Issued September 2011

What's in your handbook?

- About Croxley Camera Club
- Club Rules
- What is the Chilterns Association of Camera Clubs?
- What is the Photographic Alliance of Great Britain?
- Getting Distinctions: RPS & PAGB
- Internal Competition Rules
- External Competitions
- Calibrating Your Monitor
- How to Prepare Images for Print & PDI Competitions
- FAQ's

About Croxley Camera Club

Croxley Camera Club is the photographic society for the Three Rivers District. We are part of the Chilterns Association of Camera Clubs and the Photographic Alliance of Great Britain.

The club was founded in 1960 by the staff at the Dickinson Paper Mill on Croxley Moor. Membership cost one guinea (approx £1.05p).

All photographic interests have been catered for through the years from glass plate prints, to black and white prints, to colour prints and now digital images.

Croxley is known as “the friendly club” and has always been very active in the community. Most notably with the presentation of our annual show, attendance at the Revels on the Green and recently the production of a DVD of local scenes.

The club meets every Thursday night between September and May at Croxley Green Community Centre, off Barton Way, at 7:30pm. New members of all photographic abilities are always welcome.

Our Website and flickr Group

www.croxleycameraclub.co.uk

The Croxley Camera Club website is a useful resource for club members. It features details of the current programme, news and events along with help and advice, members' galleries and links to other useful websites.

Winning PDI images in our internal competitions may be used as part of our website galleries – please let the PDI secretary know if you do not wish the club to use your PDI entries on our website.

www.flickr.com/groups/croxleycameraclub

Croxley Camera Club has a group on the photo sharing website flickr where members can share their images with other members of the group.



Croxley Camera Club

The Photographic Society for Three Rivers district

Club Rules

1. The club shall be known as the Croxley Camera Club.
2. The objective of the club shall be to promote an interest in photography.
3. The affairs of the club shall be managed by a Committee consisting of four officers and four members. The Committee shall be elected annually at the Annual General Meeting. The officers shall consist of Chairman, Vice Chairman, Honorary Secretary and Honorary Treasurer.
4. Committee meetings shall be held as and when necessary. The committee, on a unanimous vote, may co-opt a member temporarily if required; the co-opted member to have a vote at any meeting to which he/she is invited.
5. The Annual Subscription shall be as agreed at each Annual General Meeting. Only paid up members may enter club competitions. Visitors may attend up to two meetings without charge.
6. An Annual General Meeting shall be held in April or May of each year where the Chairman, Honorary Secretary and Honorary Treasurer shall present their reports. The Accounts shall have been previously audited by two persons not being members of the committee.
7. An Extraordinary General Meeting may be called at any time if decided by the committee or at the request of not fewer than ten members. Fourteen days notice of the Annual General Meeting or any Extraordinary General Meeting shall be given to Club Members.
8. The Club Rules may be altered only at an Annual General Meeting or Extraordinary General Meeting.

Authorised by the AGM of 24th April 1996.

What is the Chilterns Association of Camera Clubs?

The principal objectives of the CACC are to provide and maintain a list of judges and lecturers for the use of the associate clubs, and to assist in the promotion of good standards of photography.

All judges that attend Croxley Camera Club competitions are trained by the CACC and regularly judge competitions at other CACC associate clubs.

The CACC organises the annual Inter-Club PDI Competition (The Rosebowl), the Inter-Club PDI & Print Championships, the Audio-Visual Competition and the Chilterns Hundred Exhibition.

Member clubs are drawn from a broad area centered on the Chilterns and Thames Valley Region, covering Berkshire, Oxfordshire, Buckinghamshire, Middlesex, Hertfordshire, West London and parts of Northamptonshire.

More information can be found at www.chilternsassociationofcameraclubs.co.uk

What is the Photographic Alliance of Great Britain?

The PAGB is an organisation that co-ordinates specific activities for photographic clubs in England, Scotland, Wales and Northern Ireland. It organises national competitive photographic events and offers other services such as the recorded lecture service.

The PAGB has strong links with similar organisations in different countries throughout the world through its membership of FIAP (The International Federation of Photographic Art).

More information can be found at www.pagb-photography-uk.co.uk

Getting Distinctions: RPS & PAGB

There are a number of photographic distinctions that you can apply for via the Royal Photographic Society or the PAGB.

Anyone can apply for an RPS award. There are three different levels of distinction and they are a recognised standard of photography throughout the world.

More information can be found at <http://www.rps.org/distinctions-introduction>

The PAGB runs a system of awards for members of its associate camera clubs. The CACC provides information on how to apply for PAGB distinctions on its website.

Internal Competition Rules

General Rules

1. Images may be of any subject but will be judged as pictorial in nature. They may be naturalistic, creative or experimental and be digitally manipulated in any manner.
2. Images must have significant photographic content ie. from a traditional photographic process, digital camera or scanner. Images created solely in a computer are not acceptable.
3. All entries must be the original copyright of the photographer submitting them. Images taken by someone other than the author are not acceptable.
4. There are separate competitions for prints, AV's and projected digital images.
5. Entries may be colour or monochrome except where specified in a trophy competition.
6. Each entry in a club competition shall be awarded points by a judge up to a maximum of 20.
7. Points for the three highest marked entries for each competitor in each Open or Set Subject competition ("points" competitions) shall accumulate through the season to determine the individual winners of league trophies for each class. An image may be submitted in a second points competition if it has scored 17 points or under on its first outing. This must be done within 12 months of its first competition entry.
8. When the competition is for a specific trophy (eg. Andrews Cup or SB Cup) then a single winning image will be announced. A trophy will only be awarded where there are two or more entrants in the applicable competition.
9. You cannot enter an image into both PDI and Print competitions in the same season.
10. An image which has been significantly altered from the original is classed as a new image for competition purposes.
11. Only 1 image in a run or strip of images may be submitted into competitions.
12. Acceptance of a late entry to club competitions is entirely at the discretion of the Competition Secretary responsible.

Classes of Author

Advanced (A) or Intermediate (I)	Members are split into two classes based on their previous photographic standard within the club. New members are generally classed as Intermediate unless they have previous external recognition for their work eg. PAGB Awards or RPS Distinctions. The Committee will decide which members progress from Intermediate to Advanced class on a yearly basis. This decision will be based on average scores across the season. Members will have different ratings for Print and PDI competitions so it is possible that you may not be in the same class for both disciplines.
---	--

Projected Digital Images

Projected Digital Image Points Competitions	
66 Cup	For the I class member gaining most points in Open and Set Subject PDI competitions
The Presidents Cup	For the A class member gaining most points in Open and Set Subject PDI competitions

1. Each member can submit up to 4 images for entry into each points competition. Your 4th choice image should be made known to the competition secretary. If the competition is over-subscribed 4th choice entries may be removed at the discretion of the competition secretary.
2. All images must be provided in JPEG file format.
3. Images should be 1400 x 1050 pixels maximum (for portrait mode this will be 1050 on the longest side and landscape mode will be 1400 on the longest side). For best results with our projector it is recommended that images should have a colour profile of sRGB. They should also be in RGB mode (even for monochrome).
4. All images must be named correctly with the title and the author's name in this format: Title by Author.jpg for example... Flowers by David Smith.jpg
5. Images can be provided on either a CD/Memory Stick or be sent via email.
6. All CD's/memory sticks must be handed to the Competition Secretary by the Thursday preceding the competition date or alternatively, email entries must be sent to **croxleycameraclub@yahoo.co.uk** by midnight on the **Saturday** before the competition. If you do not receive an email reply acknowledging your email please contact the competition secretary to ensure they have been received. Incorrectly named or sized images will only

be accepted into the competition at the discretion of the Competition Secretary.

Specific Projected Digital Image Trophies	
The Tricket Cup	<p>Will be awarded to the author with the most accumulated points across two Triptych competitions in the season.</p> <p>Images must be a single image file that is made up of either three different images or an image that has been split to make three different images. They may also contain a fourth background image rather than a plain background. Members may enter up to 4 images per triptych competition. An image may be submitted in a second triptych competition if it has scored 17 points or under on its first outing. This must be done within 12 months of its first competition entry.</p>
The SB Cup	<p>Will be awarded to the best digital image taken on a club Studio Evening in the current season. Any images taken at a Studio Evening after the SB Cup is awarded can be entered in the next season.</p> <p>Members can enter up to 4 images. Images may have already been entered in PDI points competitions in the current season.</p>
The Colour Challenge Cup	<p>Will be for the best PDI of the year.</p> <p>All images that have scored 18 points or above in a PDI points competition in the current season are eligible to enter.</p>

Audio Visuals

AV Competition	
2010 Cup	For winning AV entry in a specified AV competition

1. This competition is open to members of both classes and there is only one classification category.
2. Each member may submit up to four AV's. They must be submitted as executable files, be under 6 minutes in length and must consist of the author's own images set to music and/or commentary.

AV's must be submitted **two weeks** before the competition night. Longer AV's or AV's in different file formats may be considered for entry at the discretion of the Competition Secretary.

Prints

Print Points Competitions	
The Woollen Cup	For the I class member gaining most points in print Open and Set Subject competitions
Hammond Trophy	For the A class member gaining most points in print Open and Set Subject competitions

1. Each member can submit up to 5 prints for entry into each competition. Each entry should be marked 1, 2, 3, 4 or 5 in order of preference. If the competition is over-subscribed entries marked 5, 4 or 3 may be removed at the competition secretary's discretion.
2. Entries may be printed by the entrant or trade processed. Each print must have an image size of not less than 7 x 5 inches and be securely mounted on a firm mount. On the back of the mount should be marked the members name, whether A or I, and the title of the picture.
3. Titles of the print entries must be given to the Print Secretary one week prior to the competition and the prints delivered to the hall on the evening of the competition by 7.40pm at the latest.

Specific Print Trophies	
The Corbishley Shield	For the Best Colour Print of the Year. All colour images that have scored 18 points or above in a print points competition in the current season are eligible to enter.
The Andrews Challenge Cup	For the Best Monochrome Print of the Year. All monochrome images that have scored 18 points or above in a print points competition in the current season are eligible to enter. Monochrome is defined as black and white with or without graduated tones. It can be modified by a single tone rendered over the whole image.

Special Awards

The Club has a number of special awards that can be awarded to members on a yearly basis.

Best Newcomer Award	
The Newcomer's Cup	For the most points gained by a member in their first season entering print and PDI points competitions

The first season a member enters competitions they will be eligible to win the Best Newcomer Award. This will be decided on points across both PDI and Print points competitions. Members must inform the competitions secretaries that this is their first season.

Members Choice Award	
Members Choice Award	The members favourite image of the season.

Voting for the Members Choice will take place during the Chairman's Evening each year. Images must have scored 20 points in any PDI competition in the current season to be entered into the members choice vote. A voting form will be produced prior to the vote and eligible images will be displayed on the night of voting. Members can vote for their 1st, 2nd and 3rd choices. 5 points will be awarded for each 1st vote, 3 points for each 2nd vote and 1 point for each 3rd vote. The winner will be the image with the most points.

Most Improved Photography Award	
Most Improved Photography Award	This is a discretionary award given to a member who has shown an outstanding improvement in their photography. The committee will decide whether this will be awarded on a yearly basis

Amended by the CCC Committee on 18th May 2011.
Version Number: 2011v1

External Competitions

There are a number of external competitions throughout the year, usually organized by the Chilterns Association of Camera Clubs, the Photographic Alliance of Great Britain or by their member clubs. Some of the competitions are entered by the club itself, others can be entered by individual members.

We aim to represent the club in suitable external competitions wherever possible.

The CACC Rosebowl

The Rosebowl is an inter-club PDI competition organized by the CACC on a yearly basis. It takes place over three rounds at different member clubs, with a final for the highest scoring clubs in those rounds. 15 images are needed from each club for each round.

The CCC committee select images from members in September to represent the club in the first round and can then alter the selection from round-to-round across the season.

13. Images must be no more than 2 years old at the start of the event season (1st September). Age is determined by first showing at any club competition.
14. Images do not have to be entered in a club competition to be entered into the Rosebowl. Any new images which you think would be suitable can be offered to the committee for selection.
15. All entries must be the original copyright of the photographer submitting them. Images taken by someone other than the author are not acceptable.
16. Images must NOT have been used in a previous year in the same CACC event.
17. Images must be in JPEG format and should be 1400 x 1050 pixels max (the same as CCC internal competition entries). They should also be named in the same format as CCC internal PDI competition entries.
18. Members can offer up to 10 images to the committee for selection in September and we can select no more than 4 per member for each round of the competition.

XRR Visions

VISIONS is a projected digital image trophy competition aimed at individual competitors from any PAGB affiliated club, held in November by XRR Camera Club.

1. Each entrant must submit three images in JPEG format and sRGB colour space with a maximum height of 1050 pixels and maximum width of 1400 pixels.
2. All elements of the images must be derived from the original photographic work of the entrant. Images which have previously been entered into an XRR Pre-Visions event as print, slide or digitally projected image are not eligible.

Full rules can be found at www.xrrphoto.org.uk

Park Street Landscape Competition

The Park Street Landscape Competition is held annually in October by Park Street Camera Club.

The CCC committee select 8 PDIs from members in September to represent the club.

The briefing for the judge will be “a landscape image encompasses the natural beauty, variety and breadth/depth of the landscape” and so any entries should focus on that aim.

1. Images must be in JPEG format and should be 1400 x 1050 pixels max (the same as CCC internal competition entries). They should also be named in the same format as CCC internal PDI competition entries.
2. Members can offer up to 10 images to the committee for selection in September and of the selected images we can enter no more than 2 per member.

PAGB Inter-Federation Print Competition & Exhibition

The Inter-Federation Print event is judged in early June, and exhibited in several locations from July to January. CACC Club members are invited to submit colour and monochrome prints to the local organiser (See CACC Committee page on the CACC website) by the date of the CACC Finals/Rosebowl day.

1. All prints MUST be on mounts EXACTLY 50x40cm.
2. For inclusion in the catalogue, prints should be accompanied by a digital file of the image.

A full copy of the rules is available at <http://www.pagb-photography-uk.co.uk>

PAGB Inter-Federation Projected Competition & Exhibition

The Inter-Federation Projected event is judged in early October, and is then issued on CD for showing locally. CACC Club members are invited to submit digital files to the local organiser (See CACC Committee page on the CACC website) by 1st September.

All entries to the CACC Championship and the Chilterns Hundred Members' Exhibition will be considered automatically.

CACC Chilterns Hundred Exhibition

The Chilterns Hundred Exhibition takes place at the CACC Championships Day in March each year. The competition is entered by the club and each member can enter one image. There is no limit to the number of entries a club can submit for judging. Last year we selected the highest scoring image from each member from competition entries during the season.

All entries to the Chilterns Hundred Members' Exhibition will be put onto a CD and made available to Clubs. Clubs entering the Exhibition will receive the CD free.

Projected images submitted to the Chilterns Hundred Members' Exhibition will be retained and considered by the CACC selectors for the PAGB Inter-Federation Projected Competition & Exhibition.

CACC Projected Championship

The CACC Projected Championship takes place at the CACC Championships Day annually in March. Clubs must enter 15 images with no more than 3 per author. Last year the images were selected from Rosebowl entries and high scoring internal competition entries from the current season.

The requirements for preparing each image file are on page 18-19 of the CACC Year book, and are summarised here:

1. The mode must be RGB (even for monochrome images), and the colour space must be sRGB.
2. The file type must be jpg and maximum quality is recommended.
3. Images will be projected at 1400 x 1050. Images may be submitted at larger sizes but will be scaled down in proportion to fit.

See also rules listed above for CACC Championship Day events.

CACC Print Championship

The CACC Print Championship takes place at the CACC Championships Day annually in March

Clubs may submit 15 prints (no more than 3 per author), with optionally a nomination of 6 of these (no more than 2 per author) for the Best Panel of Prints Exhibition. Alternatively, Clubs may submit 6 prints (no more than 2 per author), all of which are then entered for the Best Panel of Prints Exhibition.

Prints are selected by the Print Secretary from the high scoring prints in internal competitions in the current season.

The CACC Championship competitions are subject to the following rules:

1. An image may not appear in both of the Print Championship and Projected Digital Championship events.
2. An image in either of the Championship events may appear in the Chilterns Hundred Members' Exhibition. [However, Clubs are asked to limit overlap, in order that the maximum variety of work can be shown on the day.]
3. An image nominated from the Print Championship to be in the Best Panel of Prints Exhibition may not then appear in the Rosebowl Final.

The PAGB Great British Cup

The Great British Cup is a PDI competition run by the PAGB that is judged each February, and Clubs enter on their own initiative.

A Club may enter either the Open Cup, or the Small Clubs Cup. A Club may also enter the Nature Cup.

The committee will select entries from the Rosebowl entries and the high scoring images from the current season.

Entered images will be put onto CD for clubs who have entered the competition.

Calibrating Your Monitor

Croxley Camera Club has purchased a Spyder calibration system so that images shown on our projector are as accurate as possible. However, if your monitor isn't calibrated to the same levels your PDI could look very different on our screen to how you see them at home.

Ideally, you should calibrate your monitor. Left uncalibrated your images will probably look slightly different in their contrast, brightness or colour levels and this may or may not effect how your image is judged in competition.

For those new to digital images, you may not worry about these slight differences, but if you've spent hours adjusting the levels in Photoshop you'll want your image to look as good as possible.

Using the Spyder System you can set up different colour profiles on your computer so that your monitor is optimised for viewing images as they will be projected at the camera club, or you can choose to see images so that your prints match what you see on your monitor.

It costs £5 to hire the calibration system from the club and the funds will be used to cover the cost of buying the Spyder.

Preparing Images for Print Competitions

All prints for internal competitions should be 7x 5 inches minimum. 8 x 10 inches or A4 sized prints are ideal, A3 sized images are also accepted.

You should mount your image onto firm mountboard. Ideally 40 x 50 cm in white or cream, however you can use any colour of your choice if it compliments your image. Mountboard is available to buy from most art shops.

You can either cut the mountboard to create a window to put your image in using a mount cutter or you can attach your print directly to the surface of the board.

If you have any questions about mounting your prints please speak to a member of the CCC Committee.

Preparing Images for PDI Competitions

To enter images into a PDI competition you need to ensure that your image is the correct size, has the correct colour space, is the right type of file, and that the file has been named correctly.

As Adobe Photoshop is one of the most popular image manipulation programs the steps below have been written for that software, but you can just as easily use free software such as IrfanView to resize your images.

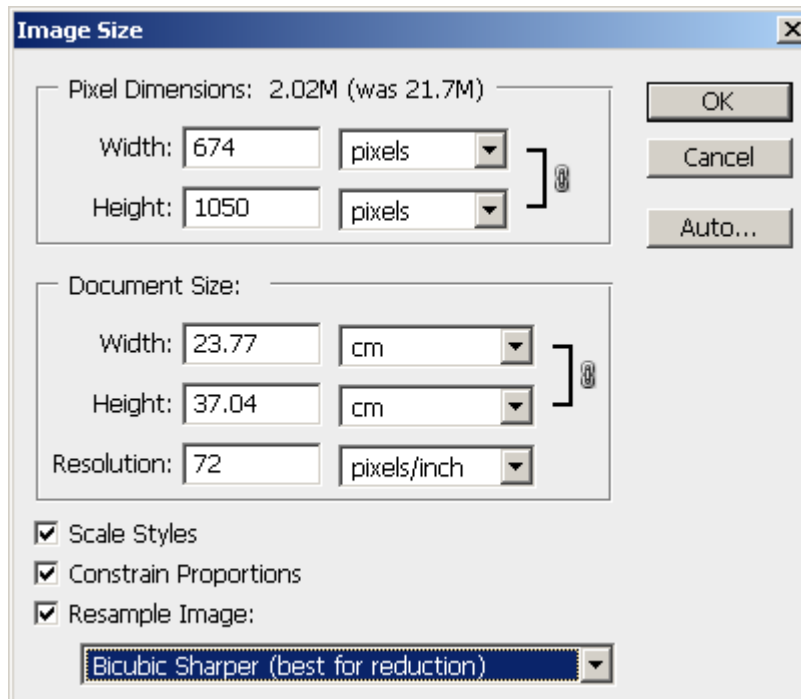
We used Photoshop CS4 for these guides, other versions of Photoshop or PS Elements may be slightly different.

Resizing Your Image

Open the image in Photoshop.

Go to the Image menu and then select Image Size.

The Image Size window will open.



The size an image should be for PDI competitions is 1400 wide by 1050 high pixels maximum, so if you have a portrait format image it should be 1050 pixels high (the width will be smaller) and for landscape format images the width will be 1400 pixels and its height should be 1050 pixels or smaller. A square image would need to be 1050 x 1050 pixels. If you're not sure what format your image is in then read the FAQs.

If your image is in portrait format then set the height to 1050 pixels. Photoshop will automatically work out the width your image needs to be as long as you have Constrain Proportions ticked.

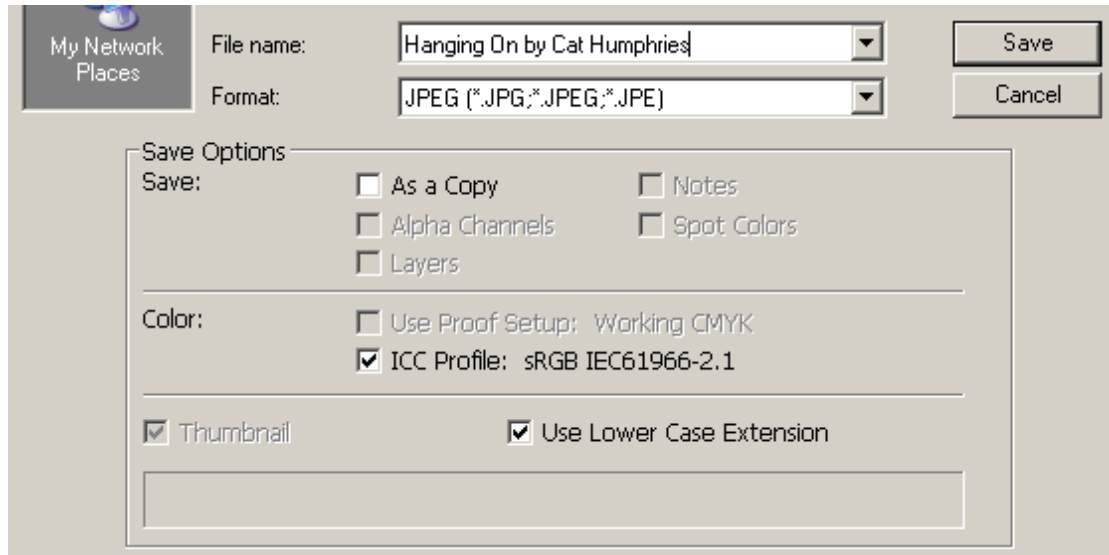
If your image is landscape format then set the width to 1400 pixels. Photoshop will automatically work out the height your image needs to be as long as you have Constrain Proportions ticked.

Make sure that you select Bicubic Sharper when you are reducing the size of an image.

Click OK and Photoshop will have altered the size of your image.

Choosing a Colour Space and Saving Your File

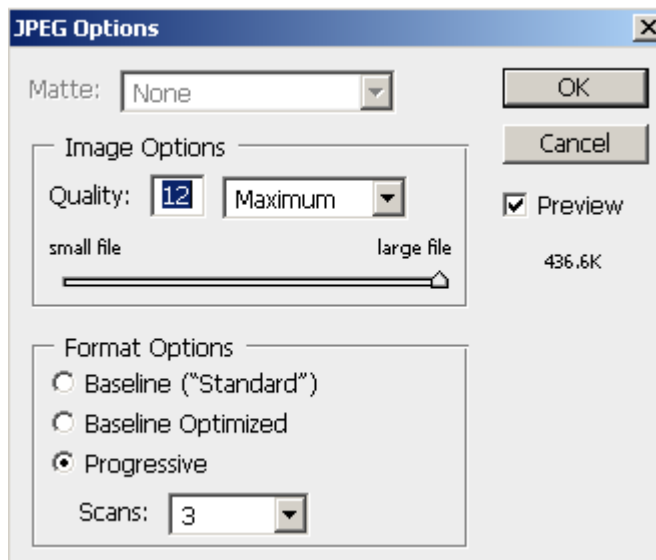
You should save your resized image with a colour space profile of sRGB. Go to the File menu and click on Save As.



Name your file like this... Title by Author Eg. My Photo by Joe Bloggs

Choose JPEG as your file format.

Make sure that the ICC profile: sRGB is ticked. Then click on Save. Photoshop will bring up a list of JPEG options.



Choose 12 as the quality and click OK.

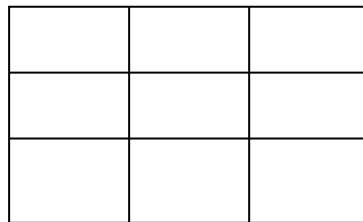
If you have any questions about preparing PDIs for competition please speak to a member of the CCC committee.

Frequently Asked Questions

What are the Rules of Composition?

Judges often refer to the rules of composition. Here are some of the main ones:

- Don't cut your picture in half horizontally or vertically by having a line through the middle. The most common culprit is the horizon – try to have more picture below the horizon than above, or vice versa.
- Have a focal point, but don't let it be in the centre of the image. The ideal position is on a "golden third". Imagine having a noughts and crosses frame over your picture, the points where the lines cross are the golden thirds.

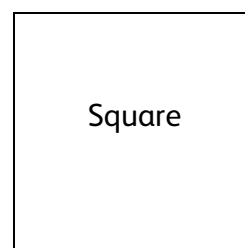



- Have an odd number of objects in your image rather than an even number ie. 3 swans rather than 4.
- It is good to have a lead-in to a picture to draw your eye through the image eg. A winding path leading the viewer into the picture. Ideally this lead-in should be left to right as that is the way we read.

Remember – rules are made to be broken and some excellent images are produced even when breaking these rules!

What format is my image?

We usually refer to images being in portrait format or landscape format. You can also have square format images.

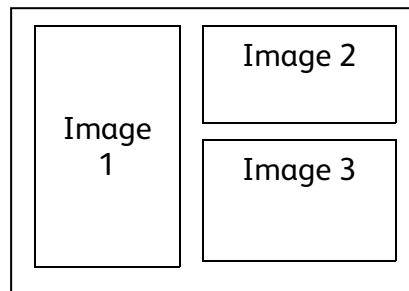


What is a run or strip of images?

A run or strip of images refers to a group of very similar images which are taken of the same subject at the same time. For example, if you take a number of photographs of the same butterfly or bird at the same time. You can only submit one image from a strip in a club competition in a single season, however you could use three of those images to make a triptych.

What is a Triptych?

A Triptych is a single digital image that contains three separate images within it.



To create a Triptych you need to use image editing software to put your image together and then save it in the normal way.

What is RAW?

Most digital cameras shoot in JPEG format but many DSLRs can also shoot in RAW.

By using JPEG the camera software compresses your image, and you lose some of the information within the image. If you set your camera to shoot in RAW, it will save the image as a large uncompressed file. This means that you can do more with the image when you get it home.

To make the most of your RAW image you need a RAW converter such as the software that came with your camera, Adobe Photoshop's Camera RAW Plug-in, Adobe Lightroom or a free RAW converter such as Raw Therapee. You can then make adjustments to the image including changing the exposure or the colour temperature.

What is colour temperature?

All types of light have different colour temperatures. Your eyes automatically adapt to these changing colours to make sure that you see white as white, but your camera sometimes needs a helping hand. Outside light has a higher colour temperature and can produce a bluish cast to your photos if not corrected and indoor (Tungsten) light has an orange tint to it.

If you shoot in RAW you can adjust the colour temperature of your images, warming them up or cooling them down if needed. You can also make some adjustments to the colour cast in a JPEG image but they may not be as accurate.

What is an AV?

An AV is a series of images put together in a slideshow, usually set to music or with narration.

To create an AV you need specialist software, sometimes this feature is included as part of your CD burning or image editing software. Popular programmes for creating AV's include Pictures to EXE and Pro-Show.

Do I need to buy Photoshop to enter competitions?

To make your images ready for PDI competitions you need image editing software.

The most popular programme for photo editing is Adobe Photoshop. It is available as a full programme (Photoshop CS) or as a stripped down version (Photoshop Elements) which is suitable for most camera club members needs. Adobe also sell a powerful photo organiser and RAW converter called Lightroom.

These Adobe products can get quite expensive and so there are a number of free programmes which can do what you need to resize and edit images for camera club competitions.

IrfanView and GIMP are free programmes that allow you to edit your images, crop your photos and re-size your images, something which is essential when preparing images for competitions.

Picasa is a free programme made by Google which has a simple interface and allows you to edit your photos, crop your images, remove red-eye, and organise your pictures. However it doesn't allow you to resize your images so you'll still need IrfanView or GIMP for that.

One of the downsides of using a free programme is that although the features may be similar to Photoshop, they will work in different ways so if you're a novice then Photoshop Elements is probably the most useful piece of software because of the amount of advice available on the programme. However, if you're on a budget then it's worth trying Picasa to edit and IrfanView to resize your images and if you want more advanced features give GIMP a go.

Who chooses the judges?

Why am I in two different classes for Prints & PDI's?

The two different competition disciplines require different photographic skills. Many of our members get higher marks in one of the two subjects and so we base our classes on your skills in each discipline separately.

Needs 1 more page to complete the book!